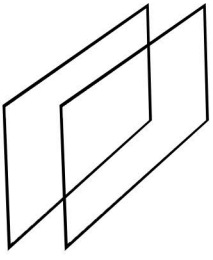


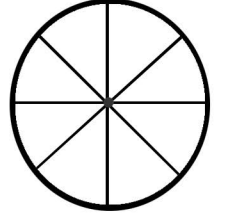
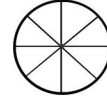
Malzeme listesi




2adet iskelet dikmesi




2 adet ara bağlantı parçası




2 adet küçük 2 adet büyük tekerlek



1 adet 25 x 125 cm

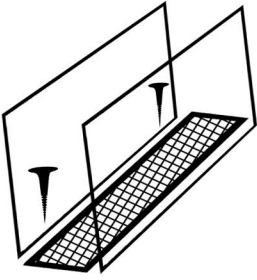


1 adet 25x 125 cm
alt tel raf

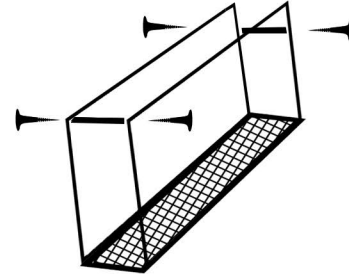


4 adet 8 cm somunlu vida (Tekerlekler için)
4 adet 6 cm somunlu vida (tel raf bağlantısı için)
4 adet 4x35 sunta vidası
4 adet 3 cm vida (ara bağlantı parçası için)
4 adet tekerlek kapağı

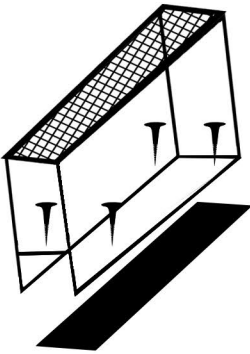
KURULUM SIRALAMASI



1
Alt raf kısmını iskelet dikmelerine vidalayın.



2
Ara bağlantı parçalarını fotoğrafta gördüğümüz gibi vidalayın.



3
Üst tablayı yere yatırın ve iskeleti üzerine yerleştirip iskelet üzerinde ki noktalardan vidalama yapınız.



4
Tekerlekleri fotoğrafta ki gibi vidalayın.

